



### District Report Card: 2017


<b>State:</b> Chhattisgarh	<b>District:</b> Raipur
<b>Class:</b> 8	<b>Subject:</b> Mathematics
<b>Schools:</b> 51	<b>Students:</b> 1404


### Participation/Coverage


#### Students

<div>GENDER</div> <div></div>	Boys		Girls	
	Number	%	Number	%
	615	43.80	789	56.20

<div>AREA</div> <div></div>	Rural		Urban	
	Number	%	Number	%
	1052	74.93	352	25.07

<div>CATEGORY</div> <div></div>	SC		ST		OBC		GEN	
	Number	%	Number	%	Number	%	Number	%
	380	27.07	88	6.27	886	63.11	50	3.56

<div>CWSN</div> <div></div>	LD	VI	HI	S&LD	ID	Oth
	3	1	0	0	0	0

<div>Management</div> <div></div>	Government		Government-aided	
	Number	%	Number	%
	1381	98.36	23	1.64

### Average Performance of Students in Mathematics (%)

Overall	Gender		Area		Management		Social Group			
	Male	Female	Rural	Urban	Govt.	Aided	SC	ST	OBC	GEN
28.92	27.71	29.86	26.75	35.40	28.90	29.86	29.53	29.77	28.20	35.47

## Performance on Learning Outcomes (LOs)

Learning Outcomes	Description	Average Performance(%)
M601	Solves problems involving large numbers by applying appropriate operations	27.07
M606	Solves problems on daily life situations involving addition and subtraction of fractions / decimals	26.09
M620	Finds out the perimeter and area of rectangular objects in the surroundings like floor of the class room, surfaces of a chalk box etc.	28.15
M621	Arranges given/collected information in the form of table, pictograph and bar graph and interprets them	20.06
M702	Interprets the division and multiplication of fractions	29.84
M705	Solves problems related to daily life situations involving rational numbers	22.51
M706	Uses exponential form of numbers to simplify problems involving multiplication and division of large numbers	22.00
M707	Adds/subtracts algebraic expressions	27.78
M710	Solves problems related to conversion of percentage to fraction and decimal and vice versa	24.17
M717	Finds out approximate area of closed shapes by using unit square grid/graph sheet	31.00
M719	Finds various representative values for simple data from her/his daily life contexts like mean, median and mode	41.80
M721	Interprets data using bar graph	37.05
M801	Generalizes properties of addition, subtraction, multiplication and division of rational numbers through patterns	25.18
M802	Finds rational numbers between two given rational numbers	24.17
M803	Proves divisibility rules of 2, 3, 4, 5, 6, 9 and 11	40.67
M804	Finds squares, cubes, square roots and cube roots of numbers using different methods	32.71
M808	Uses various algebraic identities in solving problems of daily life	37.92
M812	Verifies properties of parallelogram and establishes the relationship between them through reasoning	25.60
M818	Finds surface area and volume of cuboidal and cylindrical object	12.59
M819	Draws and interprets bar charts and pie charts	29.77

Range of Performance of Students who Answered Correctly							
Below 30%		30% - 50%		50% - 75%		Above 75%	
Number	%	Number	%	Number	%	Number	%
838	59.69	421	29.99	140	9.97	5	0.36

## Lowest Performing Learning Outcomes (LOs)

- 1 - Finds surface area and volume of cuboidal and cylindrical object (12.59)
- 2 - Arranges given/collected information in the form of table, pictograph and bar graph and interprets them (20.06)
- 3 - Uses exponential form of numbers to simplify problems involving multiplication and division of large numbers (22.00)

4 - Solves problems related to daily life situations involving rational numbers (22.51)

5 - Finds rational numbers between two given rational numbers (24.17)